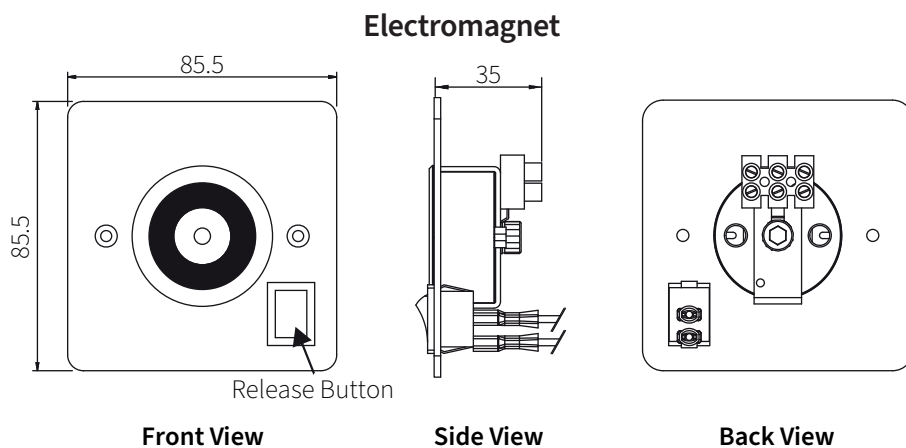


## DRM24 Door Retaining Magnet Fitting Instructions



### Technical Data

**Operating Voltage:** 24VDC

**Current Draw:** 80mA/24VDC

**Release Button:** Release Holding Force

**Holding Force:** 100 lbs

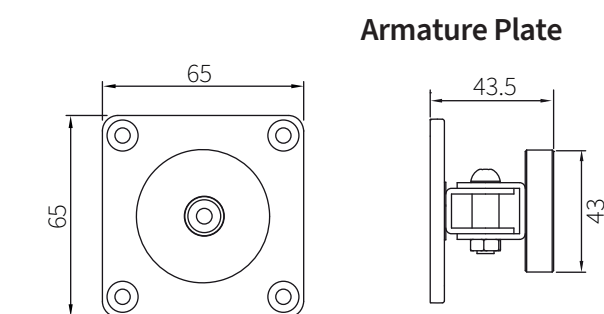
**Anti-Residual Magnetism Function**

**Stainless Steel Faceplate**

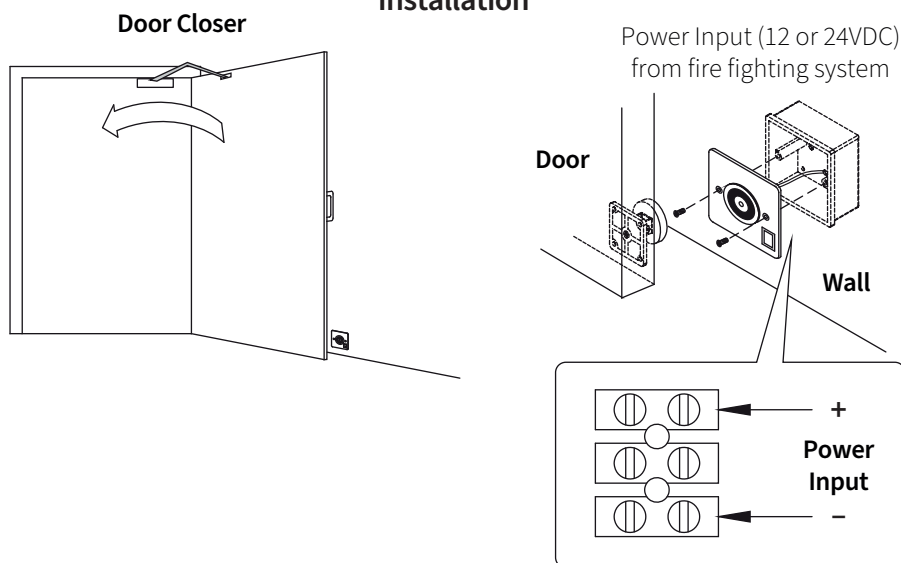
### Suggested Power Supply Unit (Not Included)

**PSU24 & PSU48 24VDC  
Regulated PSU**

A regulated 2 Amp 4 Output (PSU24) or 4 Amp 8 Output (PSU48) PSU with control module to switch electromagnetic door retainer and electromechanical door closers. The control module offers the options to switch in a fail-safe or fail-secure manner using either volt-free or a 24VDC trigger.



### Installation



### Synergy Hardware Limited

Tel: 01902 893725      sales@synergyhardware.co.uk  
Fax: 01902 896746      www.synergyhardware.co.uk

Unit 2 Heath Mill Business Centre, Heath Mill Road, Wombourne, West Midlands WV5 8AP

Version 2 (May 2023). E&OE. Whilst every effort has been made to ensure the information presented is correct, we can accept no responsibility for any errors that may exist. We also reserve the right to make alterations to the design or specification of any product without notice.